






































Poles, wires	Rating	NEMA prefix	20A Locking		30A Locking	
			Receptacle, connector & flanged outlet	Plug & flanged inlet	Receptacle, connector, & flanged outlet	Plug & flanged inlet
3-pole, 4-wire grounding	125/250V/AC	L14	AHL1420C ◊U AHL1420FO ○ IGL1420R ΔI L1420CW ◊W CRL1420C ◊CL CRL1420R ΔC 6406BK ○ 	AHL1420CBK ◊U AHL1420R Δ L1420CY ◊Y L1420RW ΔW 	AHL1430C ◊U AHL1430R Δ L1430CW ◊W L1430CY ◊Y L1430RW ΔW CRL1430C ◊CL CRL1430R ΔC 	AHL1430FO ○ IGL1430R ΔI AHL1430FI ● AHL1430P ◊U L1430PW ◊W L1430PY ◊Y CRL1430P ◊CL 6512BK ◊ 
	3Ø 250V/AC	L15	AHL1520C ◊U AHL1520R Δ L1520CW ◊W L1520RW ΔW CRL1520C ◊CL 	CRL1520R ΔC CWL1520FO ○ IGL1520R ΔI L1520CY ◊Y L1520PY ◊Y CRL1520P ◊CL 	AHL1530C ◊U AHL1530R Δ L1530CW ◊W L1530CY ◊Y L1530RW ΔW 	CRL1530C ◊CL AHL1530FO ○ IGL1530R ΔI AHL1530FI ● AHL1530P ◊U L1530PW ◊W L1530PY ◊Y CRL1530P ◊CL 
	3Ø 480V/AC	L16	AHL1620C ◊U AHL1620FO ○ IGL1620R ΔI L1620CW ◊W L1620CY ◊Y L1620RW ΔW 	CRL1620C ◊CL AHL1620CBK ◊U AHL1620R Δ L1620PW ◊W L1620PY ◊Y CRL1620P ◊CL AHL1620FI ● 	AHL1630C ◊U AHL1630FO ○ AHL1630R Δ L1630CW ◊W L1630CY ◊Y L1630RW ΔW 	AHL1630FI ● AHL1630P ◊U L1630PW ◊W L1630PY ◊Y CRL1630P ◊CL 
	3Ø 600V/AC	L17			AHL1730C ◊U AHL1730R Δ L1730CW ◊W L1730CY ◊Y 	L1730RW ΔW AHL1730FO ○ AHL1730FI ● AHL1730P ◊U L1730PW ◊W L1730PY ◊Y 
4-pole, 4-wire	3ØY 120/208V/AC	L18	AHL1820C ◊U AHL1820R Δ L1820CW ◊W L1820CY ◊Y L1820RW ΔW 	AHL1820FO ○ AHL1820FI ● AHL1820P ◊U L1820PW ◊W L1820PY ◊Y 	AHL1830C ◊U AHL1830R Δ L1830CW ◊W L1830CY ◊Y 	L1830RW ΔW AHL1830FO ○ AHL1830FI ● AHL1830P ◊U L1830PW ◊W L1830PY ◊Y 
	3ØY 277/480V/AC	L19	AHL1920C ◊U AHL1920R Δ L1920CW ◊W L1920CY ◊W 	L1920RW ΔW AHL1920FO ○ AHL1920FI ● AHL1920P ◊U L1920PW ◊W L1920PY ◊Y 	AHL1930C ◊U AHL1930R Δ L1930CW ◊W L1930CY ◊Y 	L1930RW ΔW AHL1930FO ○ AHL1930FI ● AHL1930P ◊U L1930PW ◊W L1930PY ◊Y 
	3ØY 347/600V/AC	L20	AHL2020C ◊U AHL2020R Δ L2020CW ◊W L2020CY ◊Y L2020RW ΔW 	AHL2020FO ○ AHL2020FI ● AHL2020P ◊U L2020PW ◊W L2020PY ◊Y 	AHL2030C ◊U AHL2030R Δ L2030CW ◊W L2030CY ◊Y L2030RW ΔW 	AHL2030FO ○ AHL2030FI ● AHL2030P ◊U L2030PW ◊W L2030PY ◊Y 
4-pole, 5-wire grounding	3ØY 120/208V/AC	L21	AHL2120C ◊U AHL2120FO ○ IGL2120R ΔI L2120CW ◊W L2120CY ◊Y L2120RW ΔW 	AHL2120CBK ◊U AHL2120R Δ L2120CF ◊L AHL2120FI ● AHL2120P ◊U AHL2120PBK ◊U L2120PW ◊W L2120PY ◊Y L2120PF ◊L 	AHL2130C ◊U AHL2130R Δ L2130CW ◊W L2130CY ◊W L2130RW ΔW L2130CF ◊L 	AHL2130FO ○ IGL2130R ΔI AHL2130FI ● AHL2130P ◊U L2130PW ◊W L2130PY ◊Y L2130PF ◊L 
	3ØY 277/480V/AC	L22	AHL2220C ◊U AHL2220R Δ IGL2220R ΔI L2220CW ◊W L2220CY ◊Y L2220RW ΔW 	AHL2220FO ○ AHL2220FI ● AHL2220P ◊U L2220PW ◊W L2220PY ◊Y 	AHL2230C ◊U AHL2230R Δ IGL2230R ΔI L2230CW ◊W L2230CY ◊Y L2230RW ΔW 	AHL2230FO ○ L22230CF ◊L AHL2230FI ● AHL2230P ◊U L2230PW ◊W L2230PY ◊Y L2230PF ◊L 
	347/600V/AC	L23	AHL2320C ◊U AHL2320R Δ IGL2320R ΔI L2320CW ◊W L2320CY ◊Y L2320RW ΔW 	AHL2320FO ○ AHL2320FI ● AHL2320P ◊U L2320PW ◊W L2320PY ◊Y 	AHL2330C ◊U AHL2330R Δ IGL2330R ΔI L2330CW ◊W L2330CY ◊Y L2330RW ΔW 	AHL2330FO ○ AHL2330FI ● AHL2330P ◊U L2330PW ◊W L2330PY ◊Y 

Locking device legend: How to use the chart

Core catalog number color indicates a device's grade:

BLACK = Industrial specification grade

A suffix combining a **RED** shape and alpha letter indicate a device's body, type and available options.

Device body:

- Duplex receptacle
 - △ Single receptacle
 - ◇ Plug
 - ◆ Connector
 - Flanged inlet
 - Flanged outlet
 - ▴ Hull inlet
 - Mechanical interlock
- Open shape** has holes (receptacles, connectors, outlets)
Closed shape has blades (plugs, inlets)

Device type:

- A Angled
- C Corrosion resistant
- I Isolated ground
- L Safety grip
- N Auto grip
- U Ultra grip
- W Watertight
- Y Severe duty insulated